

PowerRadar™ Software by Panoramic Power

Device Level Energy Data in Real-Time

Panoramic Power's PowerRadar software monitors electrical energy consumption at individual circuit levels across multiple sites. The software detects and reports excess energy usage, providing users with actionable insights that allow organizations to identify and reduce energy and operational expenses. The PowerRadar software is based on easy-to-use, web tools that provide real-time, detailed visibility into energy consumption, peaks and anomalies. Users can access this information from standard web browsers as well as tablets and phone devices.

The Dashboard

The dashboard provides a detailed snapshot of the energy consumption at a single or multiple sites. The dashboard displays the total historical, current and projected energy consumption over the entire monitored sites. It also provides managers with a quick-glance view of energy consumption breakdown and provides energy and facility managers with detailed energy and operational information.

Performance

The performance screens display consumption data and provide drill down tools to focus on particular circuits during a designated period, allowing users to pinpoint energy waste and consumption or equipment irregularities. Data can be also easily be exported to 3rd party systems or fed directly through the open API.

Consumption

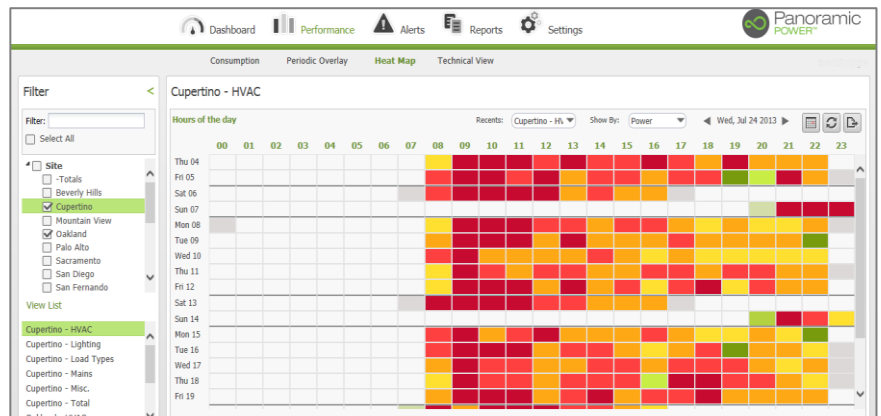
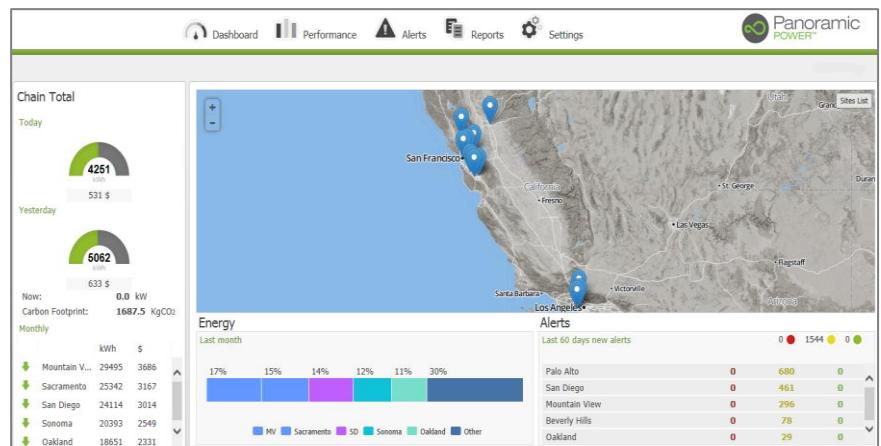
Allow users to view consumption data per specific site and specific circuits over time and correlate it with ambient or outside temperature.

Heat Map

Display energy usage as a "heat" intensity map, enhancing user's abilities to instantly detect exceptional energy consumption.

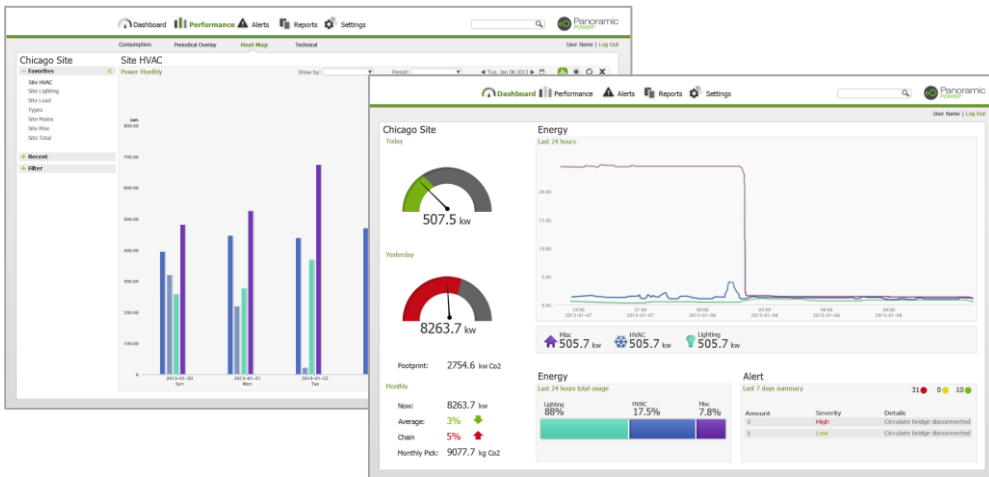
Data Normalization

Normalize energy consumption by weather and other site specific parameters to compare efficiencies between sites and systems, as well as by the Panoramic Power Index and to other industry standards.



Key Features

- Detect inefficiencies and waste through unmatched energy visibility
- Reduce energy consumption and increase savings
- Identify operations and maintenance issues before problems occur
- Promote and enable behavioral and cultural change towards energy efficiency



Best-in-class web app for unmatched visibility into energy consumption through device level energy analytics

Rules & Alerts

With The PowerRadar software, users can easily create sophisticated, rules-based events and alerts triggered by energy pattern, status and threshold to automate and improve everyday processes. Multiple types of predefined alerts can be triggered when a threshold, or a combination of threshold and temperature, is met. Alerts can be sent to customers via, SMS, Emails or HTTP post notifications.

Reports

Users can query, export, automate and print built-in reports, detailing single and multiple sites' energy consumption and alert history. Reports can be saved or email on a predefined schedule to users across the organization. The reports allow users to intelligently take action and reduce energy and operational waste.

Management Tools

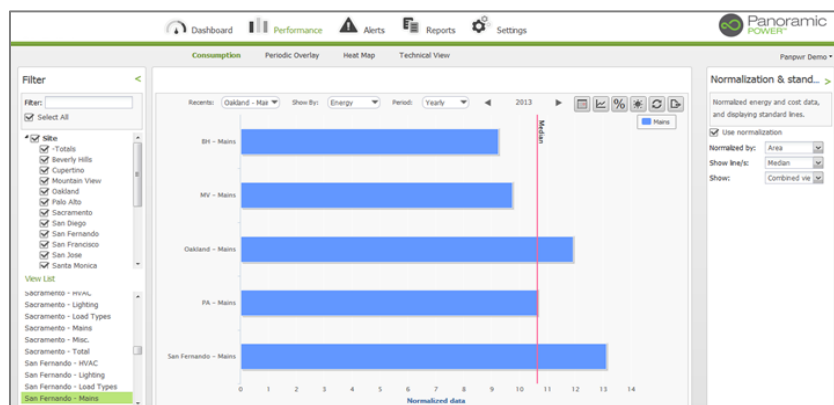
Easily populate and store intelligence about physical locations, electrical hierarchy, operation scheduling and more. The tool includes a role-based access control model for securing permissions.

Enterprise Grade Platform

The application is designed to support hundreds of thousands of sensors and circuits and manage thousands of distributed sites through a modular and scalable architecture hosted in the cloud.

Interoperability

Open API and out-of-the-box adapters enable integration with third-party applications such as BMS, billing systems and controllers. Data can also be imported from smart meters and other environmental sensors.



EMEA
 20 Atir Yeda St.
 Kfar Saba 44643
 Israel
 T: 972.9.7667600
 emea-sales@panpwr.com

Americas
 44 W 28 St. 8th Fl New
 York, NY 10001 T:
 1-646-794-4240 us-
 sales@panpwr.com

www.panpwr.com